

# Quarterly Economic Summary

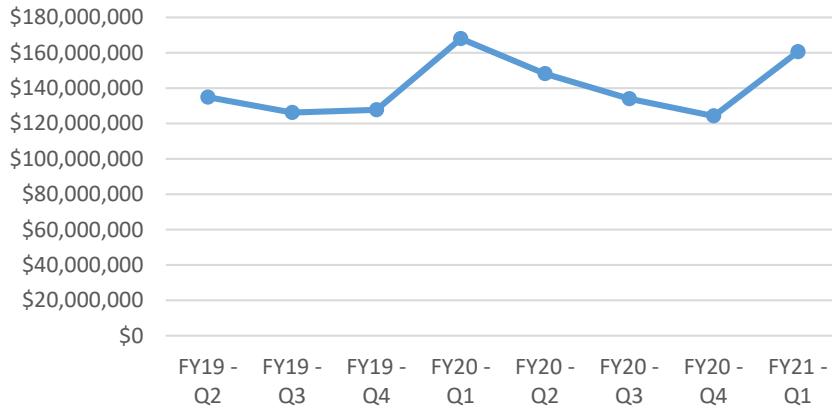
## Lincoln County



Released: December 2020

Prepared by: Joel Salas, Economist, and Ryan Eustice, Economist

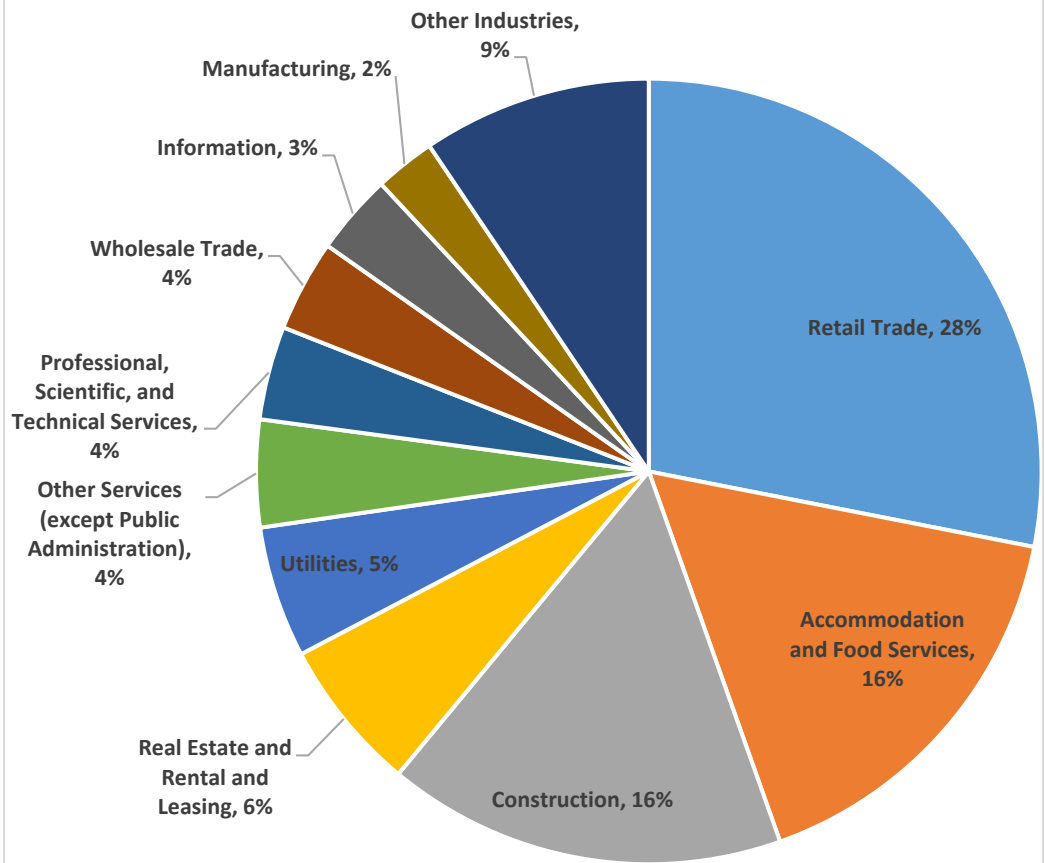
Chart 1. Matched Taxable Gross Receipts Per Quarter



The three months making up FY21 Q1 were the worst three months of the state's economic impact from COVID-19, comparing gross receipts data with the same period a year ago, despite 14 counties experiencing a year-over-year increase. The impacts were significantly worse due to lapsing federal support and no new federal aid package. Importantly, the federal bonus for unemployment benefits of an additional \$600/week expired, reducing consumer spending power.

Lincoln County saw a significant increase in its matched taxable gross receipts (MTGR) from Q4 FY20 to Q1 FY21, as seen in Chart 1. The first quarter of the fiscal year continues to be a seasonal peak for Lincoln County's MTGR, with the trend dating back to FY16. From Q4 FY20 to Q1 FY21 MTGR increased by \$36M, or 29%. Table 1, on the next page, shows a decrease of \$7.4M from Q1 in FY20 to FY21 of the same period.

Chart 2. FY21 - Q1 Industry Size by Matched Taxable Gross Receipts



**Matched Taxable Gross Receipts (MTGR)** is the best tax data available to show underlying economic activity. It matches a tax payment with reported receipts for each taxpayer, by industry.

# Quarterly Economic Summary Lincoln County



**Table 1. Matched Taxable Gross Receipts by Industry**

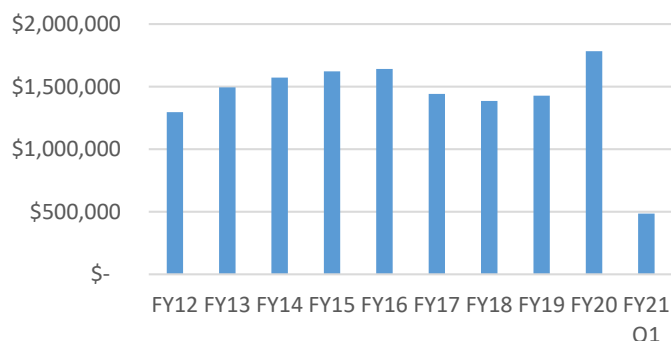
Industries	FY20 - Q1	FY21 - Q1	Growth	Year over year Change
Accommodation and Food Services	\$ 26,788,778	\$ 26,461,349	\$ (327,429)	-1%
Administrative/Support & Waste Management/Remediation	\$ 1,943,012	\$ 2,653,077	\$ 710,065	37%
Agriculture, Forestry, Fishing, and Hunting	\$ 845,655	\$ 1,390,013	\$ 544,358	64%
Arts, Entertainment, and Recreation	\$ 6,181,758	\$ 2,675,219	\$ (3,506,539)	-57%
Construction	\$ 29,216,441	\$ 26,360,086	\$ (2,856,355)	-10%
Educational Services	\$ 57,170	\$ 111,659	\$ 54,489	95%
Finance and Insurance	\$ 1,357,627	\$ 2,000,862	\$ 643,235	47%
Health Care and Social Assistance	\$ 2,635,096	\$ 2,659,181	\$ 24,085	1%
Information	\$ 8,640,975	\$ 5,322,356	\$ (3,318,618)	-38%
Management of Companies and Enterprises	\$ -	\$ -	\$ -	N/A
Manufacturing	\$ 4,120,093	\$ 4,004,192	\$ (115,901)	-3%
Mining, Quarrying, and Oil and Gas Extraction	\$ -	\$ 9,851	\$ 9,851	N/A
Other Services (except Public Administration)	\$ 8,691,667	\$ 7,080,333	\$ (1,611,334)	-19%
Professional, Scientific, and Technical Services	\$ 6,180,484	\$ 6,173,964	\$ (6,520)	0%
Public Administration	\$ -	\$ -	\$ -	N/A
Real Estate and Rental and Leasing	\$ 8,758,112	\$ 10,097,019	\$ 1,338,907	15%
Retail Trade	\$ 46,265,798	\$ 45,050,178	\$ (1,215,620)	-3%
Transportation and Warehousing	\$ 1,396,083	\$ 1,023,111	\$ (372,972)	-27%
Unclassified Establishments	\$ 1,679,935	\$ 2,617,560	\$ 937,625	56%
Utilities	\$ 7,892,370	\$ 8,685,837	\$ 793,467	10%
Wholesale Trade	\$ 5,139,187	\$ 6,054,415	\$ 915,228	18%
<b>All Industries</b>	<b>\$ 167,984,808</b>	<b>\$ 160,598,161</b>	<b>\$ (7,386,648)</b>	<b>-4%</b>

As seen in Table 1, the arts, entertainment, and recreation sector saw the largest year over year decline of \$3.5M, or 57%, from Q1 FY20 to the same time period in FY21.

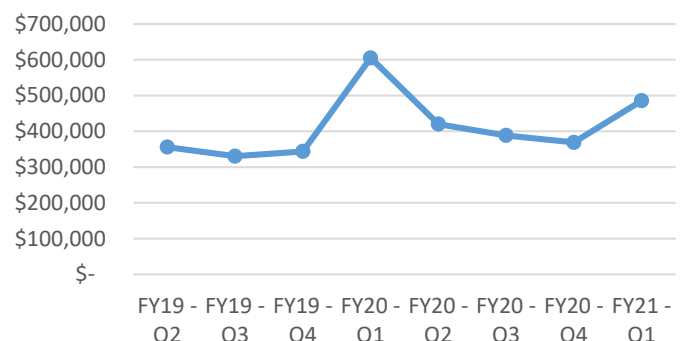
Gross receipts tax (GRT) revenue collections rose significantly in Q1 FY21, as seen in Chart 4. From Q4 FY20 to Q1 FY21 quarterly collections increased by \$116K, or 32%.

HB6, passed in 2019, made widespread tax changes within New Mexico. One notable change is the conversion to destination-based sourcing that will begin after a two-year delay. During the 2020 Special Session, that legislation was amended, increasing a temporary distribution to municipalities and counties. Now municipalities will receive a distribution that is a portion of \$2.5 million while counties will receive a distribution that is a portion of \$1.5 million. The amounts distributed will be proportional to the size of that community's population versus that of the entire group. These amounts are subject to change if the federal government provides municipalities and counties future grants to offset revenue declines attributable to COVID-19.

**Chart 3. Annual Total GRT Revenue Collections**



**Chart 4. Quarterly GRT Revenue Collections**



SOURCES: NEW MEXICO TAXATION AND REVENUE DEPT, NEW MEXICO DEPARTMENT OF WORKFORCE SOLUTIONS, U.S. BUREAU OF LABOR STATISTICS, U.S. BUREAU OF ECONOMIC ANALYSIS AND EDD CALCULATIONS

# Quarterly Economic Summary Lincoln County



Chart 5. Quarterly Average Total Employment & Weekly Wage

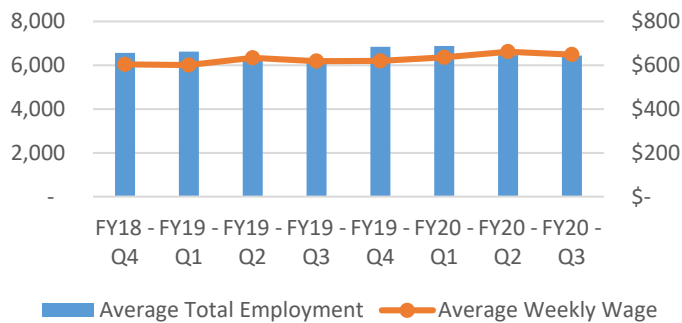


Chart 6. Quarterly Initial Unemployment Claims

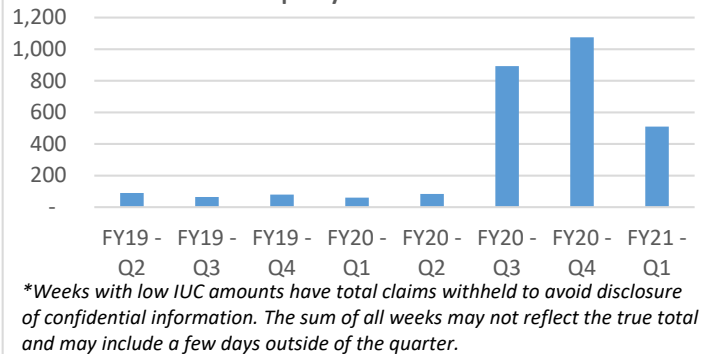
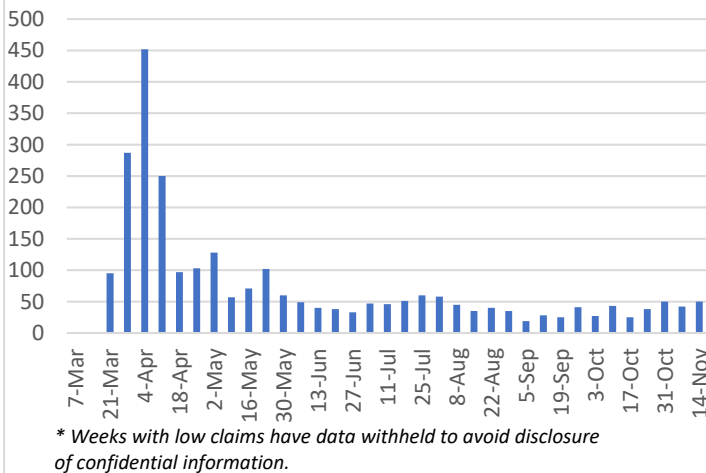


Chart. 7 Initial UI Claims - Weekly



A significant unexplained increase in initial unemployment claims can be an early indicator of an economic downturn. Explained increases commonly include seasonal job fluctuations, federal government shutdowns resulting in employee furloughs, or the closing of a major regional facility. This unprecedented uptick in initial unemployment claims is tied directly to the COVID-19 pandemic and subsequent furloughs and layoffs by affected businesses. As we continue into early and mid-2021, it is likely the number of initial unemployment claims will vary based on the effects of the pandemic but gradually wane; however, it is impossible to predict how quickly the employment numbers will return to pre-COVID-19 levels.

**Chart 7** – Includes weekly initial claims for regular unemployment insurance (UI) but excludes pandemic unemployment assistance (PUA) and pandemic emergency unemployment assistance (PEUA) claims. Weeks shown as zero were redacted for confidentiality.

**Chart 8** – Includes claimants receiving payment and pending certifications for standard UI, PUA, PEUA, extended benefits, and trade readjustment allowances. As of 11/2/2020, claimants who were initially considered eligible but have either never filed a certification or have not certified within 14 days have been removed from data, resulting in lower numbers.

Chart 8. Ongoing UI Claimants - Weekly

